



DMV318P 0.03 – 18 GHz RF Matched Positive Schottky Detector

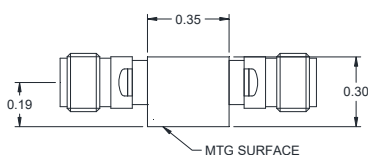
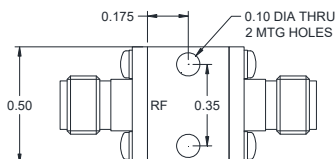
FEATURES

- ❖ Excellent Flatness vs. Frequency
- ❖ Excellent Input RF Matching
- ❖ Mounting Holes Option
- ❖ No Bias Required

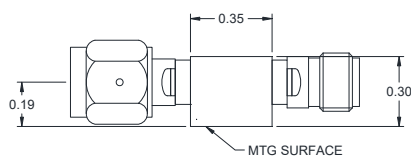
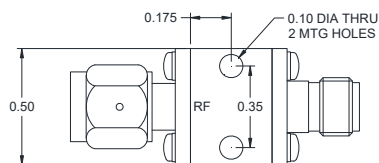


SPECIFICATIONS

0.03 – 18 GHz RF Matched Positive Schottky Detector	
Model Number	DMV318P
Frequency Range	0.03 – 18 GHz
Sensitivity	600 mV/mW Typ., 450 mV/mW Min.
Flatness vs. Frequency	± 1.20 dB Typ., ± 1.40 dB Max.
RF Input VSWR	1.50:1 Typ., 1.60:1 Max.
TSS	-40 dBm Typ.
Maximum Input Power	+20 dBm
Output Polarity	Postive
Connector Type	SMA Female (optional connector see the notes)
Impedance	50 Ω



SMA Female-Female Version



SMA Male-Female Version

Design to meet the following environmental ratings:
(verification optional)

1. Operating Temp: -55°C to +85°C
2. Storage Temp: -65°C to +125°C
3. Shock: MIL-STD-202F, M213, Cond B
4. Altitude: MIL-STD-202F, M105, Cond B
5. Vibration: MIL-STD-202F, M204, Cond B
6. Thermal Shock: MIL-STD-202F, M107, Cond A
7. Temp. Cycle: MIL-STD-202F, M105C, Cond D
8. Humidity: MIL-STD-202F, M103, Cond B
(Optional with Hysol epoxy seal)

Standard Finishing: Rugged Aluminum Housing.
Optional finishing with blue epoxy paint per MIL-C-22750 available on request to meet the humidity specification MIL-STD-202F, M103, Cond B

Note:

1. Works very well down to 1 MHz frequency with some degradation of flatness vs. frequency
2. The standard connector is SMA female, suffix MF for SMA male (RF) and SMA female (detection) version
3. The sensitivity is measured at -20 dBm input power with an open circuit load (>10k Ohm)
4. Other frequency range available on request