



### PB2236 2.2 – 3.6 GHz Analog 180° Phase Shifter

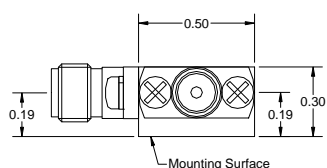
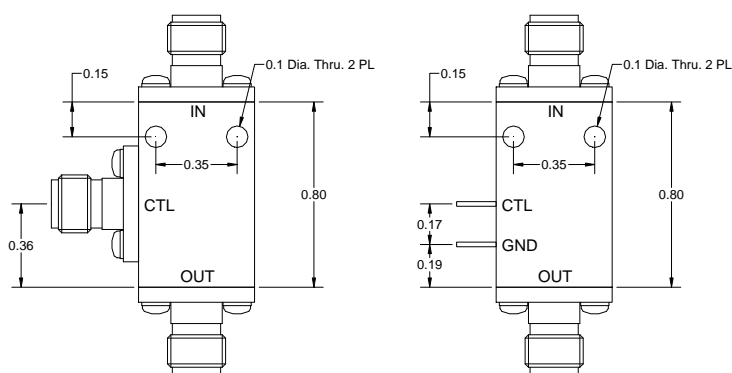
#### FEATURES

- ❖ DC Control With Connector or Pin
- ❖ Low Control Voltage and Current
- ❖ Excellent Phase Flatness
- ❖ Low Insertion Loss
- ❖ Ultra Small Size

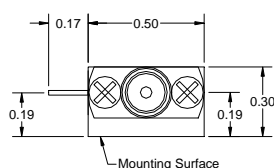


#### SPECIFICATIONS

2.2 – 3.6 GHz Analog 180° Phase Shifter	
Model Number	PB2236
Frequency Range	2.2 – 3.6 GHz
Phase Shift Range	0 - 180°
Insertion Loss	4.3 dB Typ., 4.5 dB Max.
Phase Shift Flatness	±3° Typ., ±4° Max.
Control Voltage	0 to +4 Volt Max.
Input VSWR	2.0:1 Typ., 2.2:1 Max.
Output VSWR	2.2:1 Typ., 2.3:1 Max.
RF Input Power Max. Rating	0.5 Watt
RF Connector Type	SMA Female
Control Voltage Interface	SMA Female (default), PIN (optional)



DC: SMA Female



DC: Solder PIN

Design to meet the following environmental ratings: (verification optional)

1. Operating Temp: -55°C to +85°C
2. Storage Temp: -65°C to +125°C
3. Shock: MIL-STD-202F, M213, Cond B
4. Altitude: MIL-STD-202F, M105, Cond B
5. Vibration: MIL-STD-202F, M204, Cond B
6. Thermal Shock: MIL-STD-202F, M107, Cond A
7. Temp. Cycle: MIL-STD-202F, M105C, Cond D

Standard Finishing: Rugged Aluminum Housing. Optional finishing with blue epoxy paint per MIL-C-22750 available on request, meeting the humidity specification MIL-STD-202F, M103, Cond B

Note:

1. Reference phase is at 0 volt DC
2. Monotonicity is guaranteed
3. Phase shift flatness is the phase variation from the middle value at any voltage setting
4. Add "P" suffix for DC control with PIN
5. Specifications is at 0 dBm input power
6. Other connector type available on request
7. Custom configurations available on request